




















LAMP INFORMATION

ITEM #	DESCRIPTION	VOLTS	WATTS	LAMP SHAPE	BASE TYPE	BEAM SPREAD	COLOR TEMP (K)	CRI	CENTER BEAM CANDLE POWER	GROSS LUMENS	RATED AVG LIFE	T20/T24	
12 VOLT INCANDESCENT LAMPS													
12 VOLT HALOGEN BI-PIN													
	300BLV034	12V HAL T3 G4 20W BI-PIN CL	12	20	T3	G4	N/A	3000	100	N/A	320	2,000	T20
	300BLV026	12V HAL T4 GY6.35 35W BI-PIN CL	12	35	T4	GY6.35	N/A	3000	100	N/A	600	2,000	T20
	300BLV035	12V HAL T3 GY6.35 50W BI-PIN CL	12	50	T4	GY6.35	N/A	3000	100	N/A	930	2,000	T20
	300BLV037	12V HAL T3 GY6.35 50W BI-PIN FR	12	50	T4	GY6.35	N/A	3000	100	N/A	930	2,000	T20
12 VOLT XENON BI-PIN													
	300BLV032	12V XENON T3 G4 10W BI-PIN	12	10	T3	G4	N/A	2800	100	N/A	125	10,000	T20
	300BLV025	12V XENON T3 G4 20W BI-PIN	12	20	T3	G4	N/A	2800	100	N/A	250	10,000	T20
12 VOLT MR16													
	300BLV105	12V HAL MR16 GU5.3 36° 35W	12	35	MR16	GU5.3	36	2950	100	1,300	N/A	5,000	
	300BLV131	12V HAL MR16 GU5.3 36° 50W	12	50	MR16	GU5.3	36	3000	100	2,000	N/A	5,000	
24 VOLT INCANDESCENT LAMPS													
24 VOLT HALOGEN BI-PIN													
	300BLV351	24V HAL T4 GY6.35 35W BI-PIN	24	35	T4	GY6.35	N/A	N/A	100	N/A	N/A	2,000	T20
	300BLV352	24V HAL T4 GY6.35 50W BI-PIN	24	50	T4	GY6.35	N/A	N/A	100	N/A	N/A	2,000	T20
24 VOLT XENON BI-PIN													
	300BLV357	24V XENON T3 G4 10W BI-PIN	24	10	T3	G4	N/A	2800	100	N/A	125	10,000	T20
	300BLV358	24V XENON T3 G4 20W BI-PIN	24	20	T3	G4	N/A	2800	100	N/A	250	10,000	T20
	300BLV360	24V XENON T4 G4 35W BI-PIN	24	35	T4	GY6.35	N/A	2900	100	N/A	525	10,000	T20
	300BLV463	24V XENON T4 G4 50W BI-PIN	24	50	T4	GY6.35	N/A	2900	100	N/A	750	10,000	T20
24 VOLT MR16													
	300BLV303	24V HAL MR16 GU5.3 36° 50W	24	50	MR16	GU5.3	36	2950	100	1,600	N/A	4,000	
120 VOLT INCANDESCENT LAMPS													
A-LAMP HALOGEN													
	300BHV505	120V A19 E26 MED 43W WH.	120	43	A19	E26 MED	N/A	2900	100	N/A	620	1,000	
	300BHV486	120V A19 E26 MED 72W WH.	120	72	A19	E26 MED	N/A	3000	100	N/A	1,270	1,000	
CLASSIC EDISON STYLE A-LAMP INCANDESCENT													
	300BHV389	120V EDISON A19 E26 MED 40W CL.	120	40	A19 EDISON	E26 MED	N/A	2700	N/A	N/A	118	3,000	
CLASSIC EDISON STYLE SQUIRREL CAGE INCANDESCENT													
	300BHV480	120V SQUIRREL CAGE S21 E26 MED 60W CL. 120	120	60	S21 SQRL CAGE	E26 MED	N/A	2700	N/A	N/A	100	3,000	
CLASSIC EDISON STYLE T9 INCANDESCENT													
	300BHV473	120V EDISON T9 E26 MED 30W CL.	120	30	T9 EDISON	E26 MED	N/A	2700	N/A	N/A	N/A	3,000	
G9 BI-PIN HALOGEN													
	300BHV361	120V HAL G9 BI-PIN T4 40W FR.	120	40	T4	G9 BI-PIN	N/A	2900	100	N/A	480	2,000	T20

LAMP INFORMATION

ITEM #	DESCRIPTION	VOLTS	WATTS	LAMP SHAPE	BASE TYPE	BEAM SPREAD	COLOR TEMP (K)	CRI	CENTER BEAM CANDLE POWER	GROSS LUMENS	RATED AVG LIFE	T20/T24	
12 VOLT LED REPLACEMENT LAMPS													
24 VOLT HALOGEN BI-PIN LED A19 REPLACEMENT													
	300BHV531	120V MAXLITE LED A19 9.5W	120	9.5	LED A19	E26 MED	N/A	2700	90	N/A	800	25,000	T20/T24
	97502S	120V LEEDARSON LED A19 10W	120	10	A19	E26	N/A	3000	90	N/A	800	25,000	T20/T24
LED A21 REPLACEMENT													
	300BHV525	120V MAXLITE LED A21 17W	120	17	LED A21	E26 MED	N/A	2700	90	N/A	1680	25,000	T20/T24
LED PAR REPLACEMENT													
	300BHV489	120V PHILIPS LED PAR20 8W 25°	120	8	LED PAR20	E26 MED	25°	3000	85	2,400	470	45,000	
	300BHV526	120V SORAA LED PAR20 11W 25°	120	11	LED PAR20	E26 MED	25°	3000	95	N/A	550	25,000	T24
	300BHV492	120V PHILIPS LED PAR30L 25°	120	12	LED PAR30L	E26 MED	25°	3000	80	5,300	900	50,000	
LED T14 RADIO REPLACEMENT													
	300BHV519	120V ARCHIPELAGO LED T14 VINTAGE RADIO 3.5W	120	3.5	LED T14	E26 MED	N/A	2200	90	N/A	300	25,000	T20/T24
	300BHV520	120V ARCHIPELAGO LED T14 VINTAGE RADIO 3.5W	120	3.5	LED T14	E26 MED	N/A	2700	90	N/A	350	25,000	T20/T24
LED T6 TUBULAR REPLACEMENT													
	300BHV521	120V ARCHIPELAGO LED T6 VINTAGE TUBULAR 2W	120	2	LED T6	E12	N/A	2200	90	N/A	160	25,000	T20/T24
	300BHV522	120V ARCHIPELAGO LED T6 VINTAGE TUBULAR 2W	120	2	LED T6	E12	N/A	2700	90	N/A	200	25,000	T20/T24
LED S21 SQUIRREL CAGE REPLACEMENT													
	300BHV523	120V ARCHIPELAGO LED S21 VINTAGE SQUIRREL CAGE 3.5W	120	3.5	LED ST19	E26 MED	N/A	2200	90	N/A	300	25,000	T20/T24
	300BHV524	120V ARCHIPELAGO LED S21 VINTAGE SQUIRREL CAGE 3.5W	120	3.5	LED ST19	E26 MED	N/A	2700	90	N/A	350	25,000	T24
LED G9 BI-PIN REPLACEMENT													
	300BHV536	120V EMERY ALLEN LED G9 BI-PIN 4W	120	5.0	N/A	G9	N/A	3000	90	N/A	545	25,000	T20/T24
LED GLOBE REPLACEMENT													
	300BHV515	120V MAXLITE LED G40 14W	120	12	LED G40	E26 MED	N/A	3000	82	N/A	1300	25,000	
LED BT15 REPLACEMENT													
	300BHV530	120V SATCO LED BT15 6.5W	120	14	LED G40	E26 MED	N/A	3000	82	N/A	1300	25,000	
12 VOLT LED LAMPS & MODULES													
12 VOLT LED BI-PIN REPLACEMENT													
	351LEDBIPNS927	12V LED BI-PIN MODULE 5.1W 3000K	12	5.1	LED BI-PIN	GY6.35 BI-PIN	N/A	3000	90	N/A	375	30,000	T20/T24
	351LEDBIPNL930	12V LED BI-PIN MODULE 6W 3000K	12	6	LED BI-PIN	GY6.35 BI-PIN	N/A	3000	90	N/A	500	30,000	T20/T24
12 VOLT LED MR16 REPLACEMENT													
	300BLV454	12V LED MR16 8W 3000K-1800K WARM DIMMING	12	8	LED MR16	GU5.3 BI-PIN	36°	3000-1800	96	1810	500	25,000	T24