



## PRODUCT FEATURES

Pack of 10 easy to apply, high-bond tape used as an alternative mounting solution for a secure hold. Once fixture is installed, the Double-Sided Tape is completely concealed by the rear channel of the fixture. Included with ESSENCE fixture and to be used every foot.



## LAMPING

Double Sided Tape



Double Sided Tape    Tape in Channel

## ORDERING INFORMATION

| ESTPDS | SHAPE OR SIZE       |
|--------|---------------------|
|        | 75 0.5" W X 0.75" L |

ESTPDS \_\_\_\_\_

JOB NAME \_\_\_\_\_

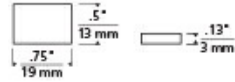
NOTES \_\_\_\_\_



# CHANNEL MOUNTING DOUBLE SIDED TAPE



## SPECIFICATIONS



|                   |
|-------------------|
| HARDWARE MATERIAL |
| SHADE MATERIAL    |
| NET WEIGHT        |
| HEIGHT            |
| WIDTH             |
| LENGTH            |
| WET LISTED        |
| DAMP LISTED       |
| DRY LISTED        |
| GENERAL LISTING   |
| INCLUDES          |

## LAMPING SPECIFICATIONS

|                       | LED LAMP | INTEGRATED LED | NON LED | NO LAMP |
|-----------------------|----------|----------------|---------|---------|
| DELIVERED LUMENS      |          |                |         |         |
| WATTS                 |          |                |         |         |
| MAX WATTAGE PER BULB  |          |                |         |         |
| INPUT VOLTAGE         |          |                |         |         |
| DIMMING TYPE*         |          |                |         |         |
| CCT                   |          |                |         |         |
| CRI                   |          |                |         |         |
| LED LIFETIME          |          |                |         |         |
| L70                   |          |                |         |         |
| AVERAGE BULB HOURS    |          |                |         |         |
| FIELD SERVICEABLE LED |          |                |         |         |
| LAMP BASE             |          |                |         |         |
| LAMP SHAPE            |          |                |         |         |
| LAMP INCLUDED?        |          |                |         |         |
| WARRANTY**            |          |                |         |         |

\*Dimming information available at [www.techlighting.com/Downloads#dimming](http://www.techlighting.com/Downloads#dimming)  
 \*\* Visit [techlighting.com](http://techlighting.com) for specific warranty limitations and details.

## T20 / T24 INFORMATION

|  | Integrated LED | Replacement LED Lamp | No Lamp * |
|--|----------------|----------------------|-----------|
| This product can be used to comply with California Building Energy Efficiency Standards 2016 <b>Title 24</b> Part 6.                                 |                |                      | Yes       |
| This product can be used to comply with California Appliance Efficiency Standards 2016 <b>Title 20</b> and may be shipped to and sold in California. |                |                      | Yes       |

\* If a light fixture or component does not include a lamp or light source, it is the responsibility of the customer to select a lamp that meets the T24 and T20 requirements.

