

In dramatic contrast to the die-cast metal body, two symmetrical reveals cut from a solid piece of optically pure acrylic adorn the top and bottom of the Voto wall sconce. Beautiful LED light pours from the top and bottom of the thick-cut acrylic to provide ample illumination. Also available as a downlight to meet the varying needs of outdoor applications. For a coordinated look, additional size and configurations available.

### Outstanding protection against the elements:

- Powder coat finishes
- Stainless Steel mounting hardware
- Impact-resistant, UV stabilized frosted acrylic lensing

### Up light and down light option

## SPECIFICATIONS

DELIVERED LUMENS	1394 Up-Downlight / 672.5 Downlight
WATTS	27.8 Up-Downlight / 14.2 Downlight
VOLTAGE	Universal 120-277V, with integral transient 2.5kV surge protection (driver)
DIMMING	0-10, ELV
LIGHT DISTRIBUTION	Symmetric Up/Down Lighting, or Down Only
MOUNTING OPTIONS	Wall
PERFORMANCE OPTIONS	Surge Protector
CCT	3000K or 4000K
CRI	80+
COLOR BINNING	3 Step
BUG RATING	Up-Downlight B0-U4-G1 / Downlight B0-U2-G1
DARK SKY	Compliant (Downlight)
WET LISTED	IP65
GENERAL LISTING	ETL
CALIFORNIA TITLE 24	Can be used to comply with CEC 2019 Title 24 Part 6 for outdoor use. Registration with CEC Appliance Database not required.
START TEMP	-30°C
FIELD SERVICEABLE LED	Yes
CONSTRUCTION	Aluminum
HARDWARE	Stainless Steel
FINISH	Powder Coat
LED LIFETIME	L70; >60,000 Hours
WARRANTY*	5 Years
WEIGHT	9.6 lbs.


\* Visit [techlighting.com](http://techlighting.com) for specific warranty limitations and details.



VOTO 8, DOWN ONLY  
shown in bronze



VOTO 8, DOWN ONLY  
shown in charcoal



VOTO 8, UP/DOWN  
shown in bronze

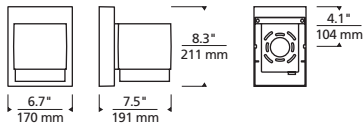


VOTO 8, UP/DOWN  
shown in charcoal

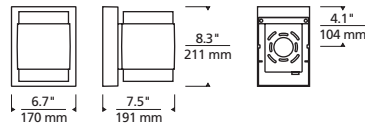
## ORDERING INFORMATION

PRODUCT	CRI/CCT	LENGTH	FINISH	FUNCTION*	VOLTAGE	DISTRIBUTION	OPTIONS
7000VVOT	827 80 CRI, 2700K 830 80 CRI, 3000K 840 80 CRI, 4000K	8 8"	Z BRONZE H CHARCOAL	DO DOWNLIGHT ONLY UD UPLIGHT /DOWNLIGHT	UNV 120V~277V	S SYMMETRIC	NONE SP SURGE PROTECTION

\*DOWNLIGHT - 9W/850 LUMENS; UP & DOWNLIGHT - 18W/1500 LUMENS



Voto Large, Down Only



Voto Large, Up/Down

## PHOTOMETRICS\*

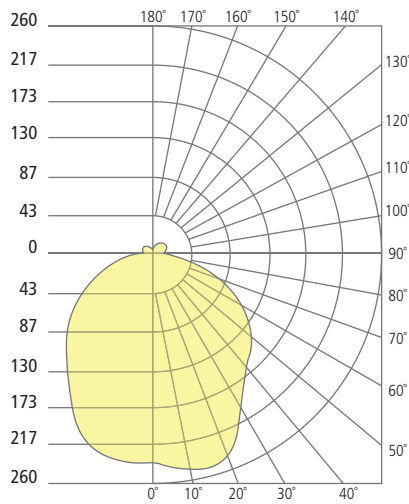
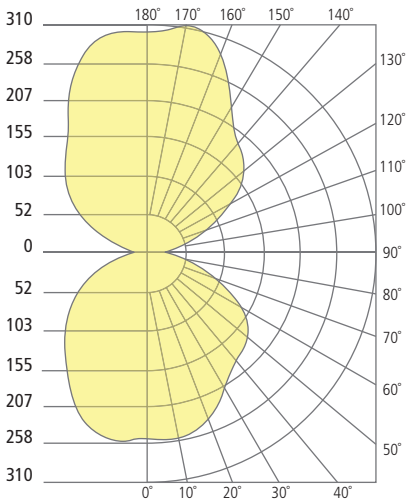
\*For latest photometrics, please visit [www.techlighting.com/OUTDOOR](http://www.techlighting.com/OUTDOOR)

### VOTO 8 UP/DOWN

Total Lumen Output: 1394  
 Total Power: 27.8  
 Luminaire Efficacy: 50  
 Color Temp: 4000K  
 CRI: 80+  
 BUG Rating: B0-U4-G1

### VOTO 8 DOWN

Total Lumen Output: 672.5  
 Total Power: 14.2  
 Luminaire Efficacy: 47  
 Color Temp: 3000K  
 CRI: 80+  
 BUG Rating: B0-U2-G1



## PROJECT INFO

FIXTURE TYPE & QUANTITY

JOB NAME & INFO

NOTES

---



---



---



---



---



---



© 2020 Tech Lighting, L.L.C. All rights reserved. The "Tech Lighting" graphic is a registered trademark. Tech Lighting reserves the right to change specifications for product improvements without notification.