




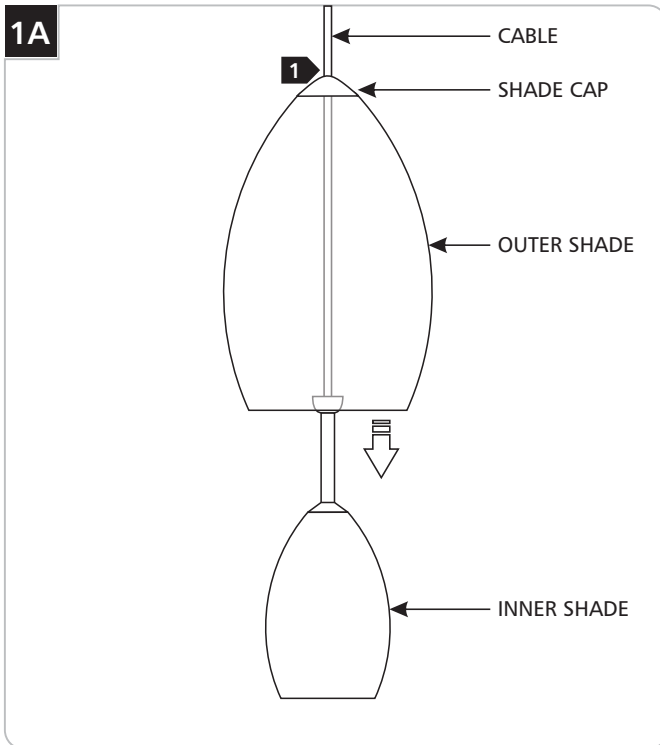
PENDANTS

GENERAL PRODUCT INFORMATION:

This product is suitable for damp locations.

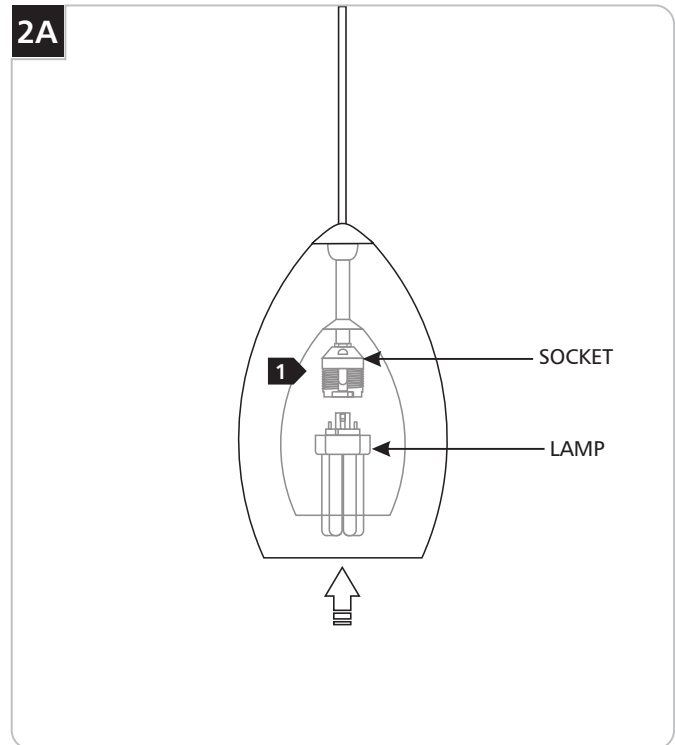


Assemble the Fixture



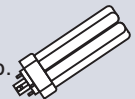
- 1** Feed the cable through the top of the outer shade and shade cap.
- 2** Mount the fixture to the ceiling by following the instructions provided with the canopy.

Install the Lamp



CAUTION: To reduce the risk of a burn or electric shock during re-lamping, disconnect the power to the fixture.

Use **MAX 32 Watt Type Triple Tube GX24Q-3 Base Compact Fluorescent Lamp.**



- 1** Push the lamp base completely into the socket.

SAVE THESE INSTRUCTIONS!



7400 Linder Ave, Skokie, IL 60077
847.410.4400

www.techlighting.com

© 2014 Tech Lighting, L.L.C. All rights reserved. The "Tech Lighting" graphic is a registered trademark of Tech Lighting, L.L.C. Tech Lighting reserves the right to change specifications for product improvements without notification.
A Generation Brands Company