

Alden Bath (Compact Fluorescent)

700BCALDY_-CF 1.0



GENERAL PRODUCT INFORMATION: 

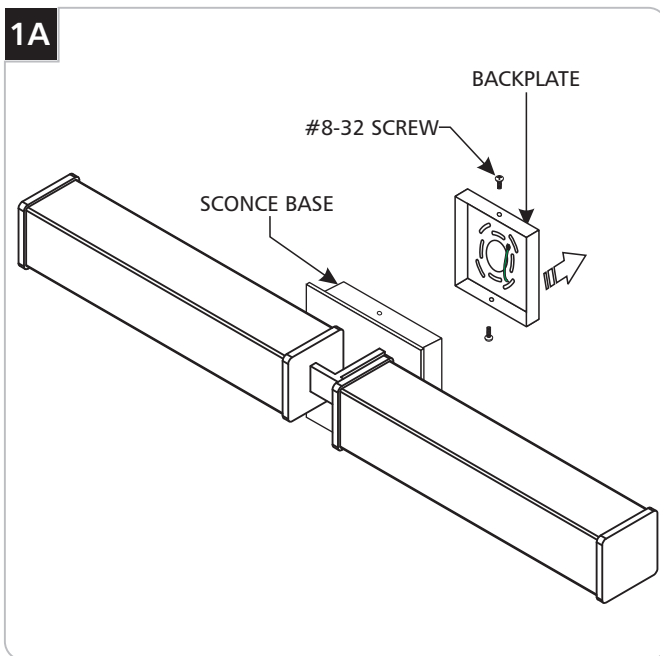
This product can mount to either a 4" square electrical box with round plaster ring or an octagon electrical box.

This product is suitable for damp locations.

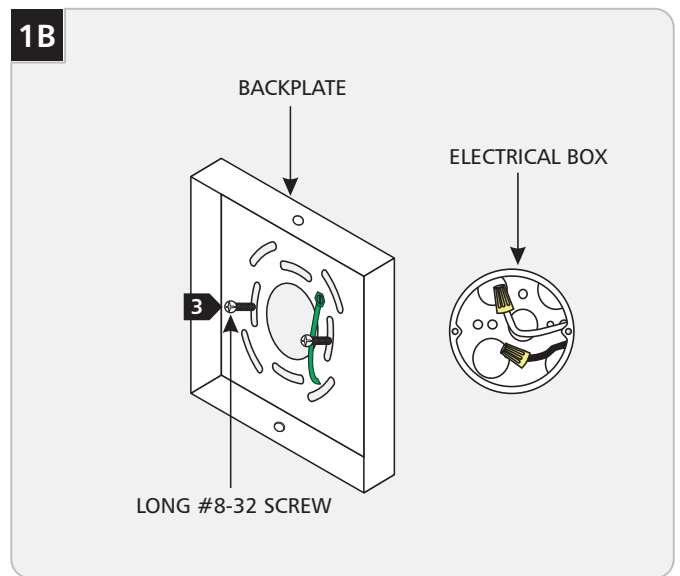


CAUTION - RISK OF FIRE
This product must be installed in accordance with the applicable installation code by a person familiar with the construction and operation of the product and the hazards involved.
Use minimum 90°C supply conductors.

Install the Backplate

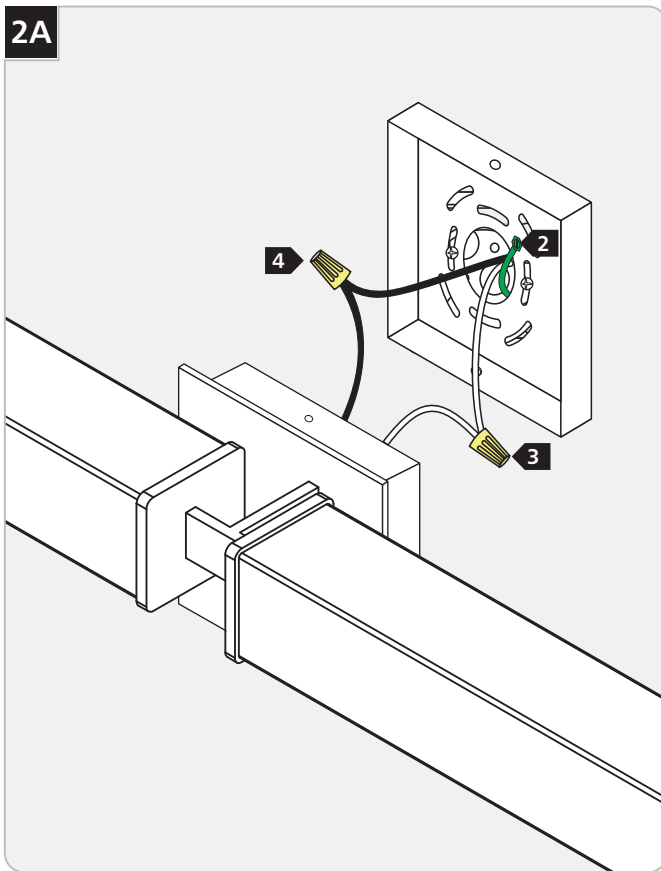


- 1 Remove the two #8-32 screws on the backplate with a Phillips head screwdriver.
- 2 Remove the backplate from the sconce base.

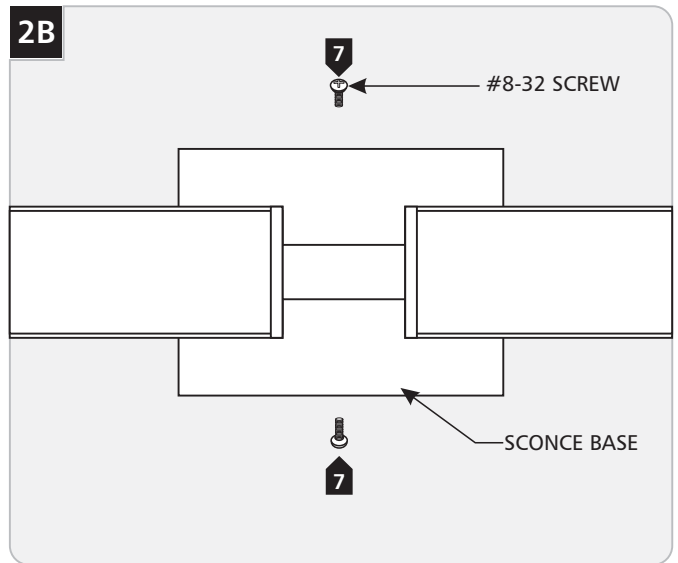


- 3 Mount the backplate to the electrical box with two long #8-32 screws.

Connect the Power

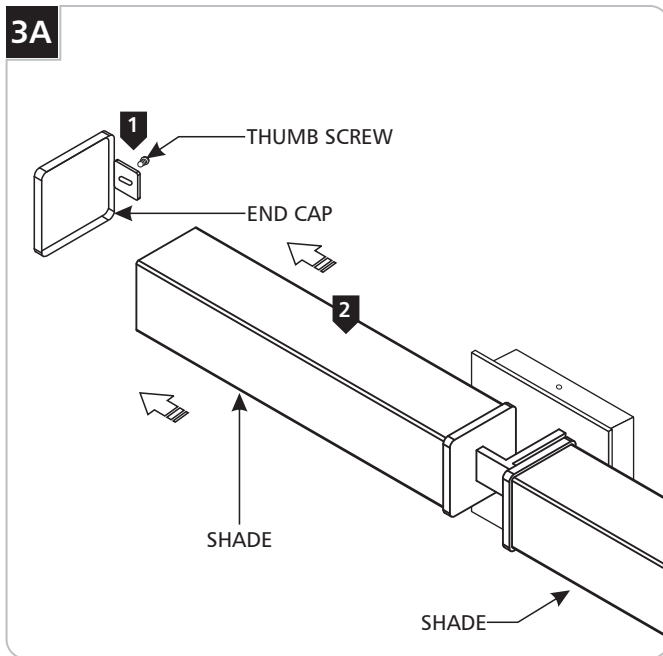


- 1 Turn the power to the electrical box off.
- 2 Make sure that the backplate is grounded in accordance with local electrical codes.
- 3 Connect the white ballast wire to the neutral power line wire with a wire nut.
- 4 Connect the black ballast wire to the hot power line wire with a wire nut.
- 5 Properly place all wires into the backplate.

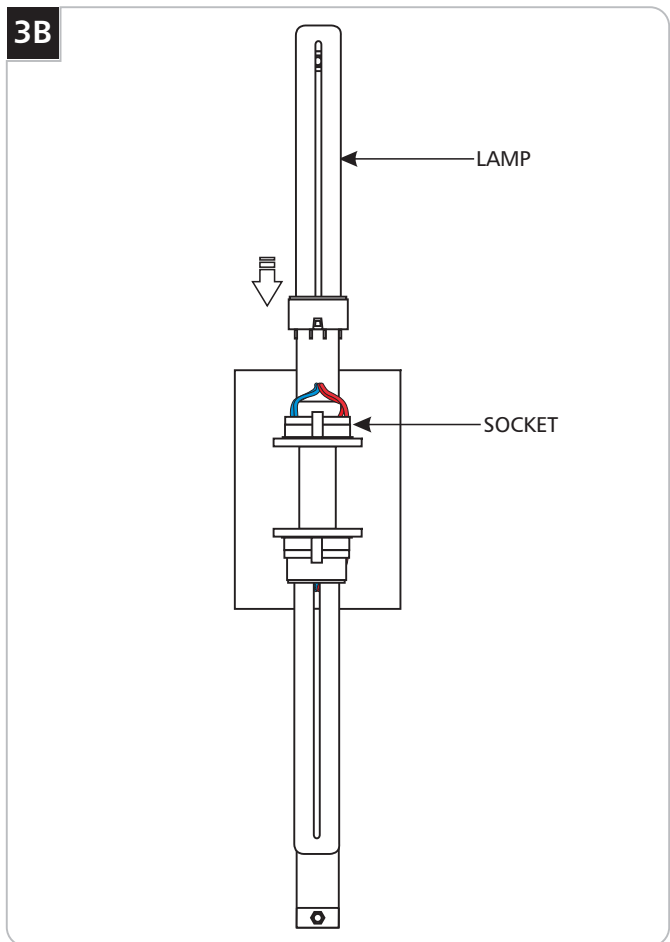


- 6 Place the sconce base onto the backplate and align the holes.
- 7 Replace and tighten the #8-32 screws.

Install the Lamp and Shade



- 1 Remove the two end caps on the ends of the shades by removing the two thumb screws.
- 2 Remove the shades by sliding them off the fixture.



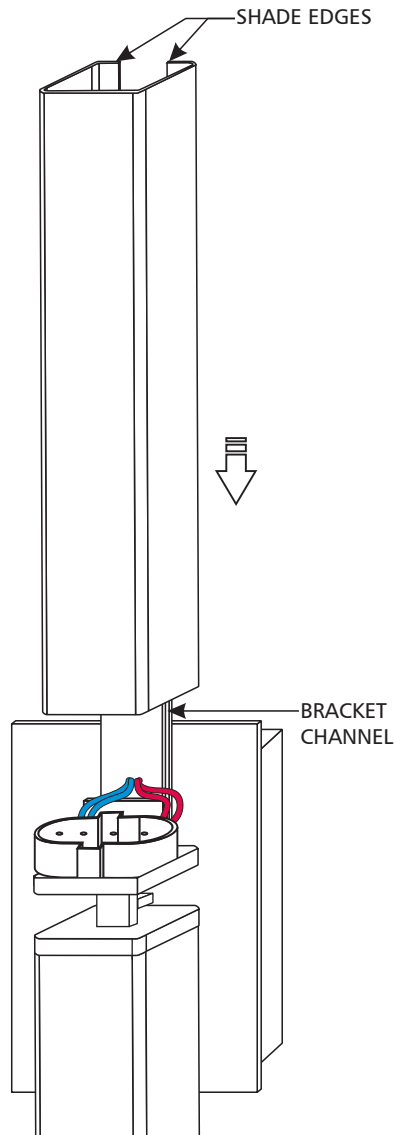
CAUTION: To reduce the risk of a burn or electric shock during relamping, disconnect the power to the fixture by turning the wall switch off.

Use **MAX 18** Watt Type T5, Twin Tube, 2G11 Base Compact Fluorescent Lamp.



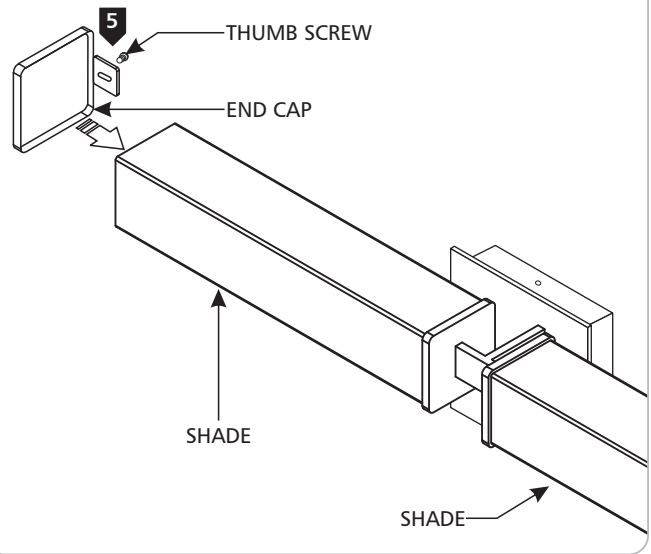
- 3 Push the lamp pins completely into the socket holes.

3C



4 Carefully slide the shade edges into the bracket channels.

3D



5 Reinstall the end caps to the ends of the shades and secure them using the two thumb screws.

SAVE THESE INSTRUCTIONS!



TECH LIGHTING®

7400 Linder Ave, Skokie, IL 60077

847.410.4400

www.techlighting.com

© 2015 Tech Lighting, L.L.C. All rights reserved. The "Tech Lighting" graphic is a registered trademark of Tech Lighting, L.L.C. Tech Lighting reserves the right to change specifications for product improvements without notification.

A Generation Brands Company