


# WALL MONORAIL 2" SQUARE POWER FEED CANOPY SINGLE-FEED


## PRODUCT FEATURES



## LAMPING

The low-voltage leads from the remote transformer connect to canopy leads inside the junction box.

Wall MonoRail 2" Square Power Feed Canopy Single-Feed



Wall MonoRail 2"  
Square Power  
Feed Canopy  
Single-Feed

## ORDERING INFORMATION

700WMOP2SQ SHAPE OR SIZE

2" SQUARE

FINISH

Z ANTIQUE BRONZE

S SATIN NICKEL

W WHITE

700WMOP2SQ \_\_\_\_\_

JOB NAME \_\_\_\_\_

NOTES \_\_\_\_\_

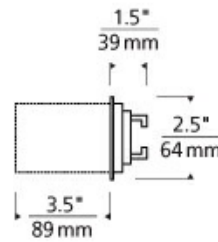


# WALL MONORAIL 2" SQUARE POWER FEED CANOPY SINGLE-FEED



## SPECIFICATIONS

HARDWARE MATERIAL	
SHADE MATERIAL	
NET WEIGHT	1.35 lbs
HEIGHT	2in
WIDTH	2in
LENGTH	
WET LISTED	
DAMP LISTED	
DRY LISTED	
SLOPED CEILING ADAPTABLE?	No
GENERAL LISTING	ETL Listed
INCLUDES	



## LAMPING SPECIFICATIONS

	LED LAMP	INTEGRATED LED	NON LED	NO LAMP
DELIVERED LUMENS				
WATTS				
MAX WATTAGE PER BULB				
INPUT VOLTAGE				
DIMMING TYPE*				
CCT				
CRI				
LED LIFETIME				
L70				
AVERAGE BULB HOURS				
FIELD SERVICEABLE LED				
LAMP BASE				
LAMP SHAPE				
LAMP INCLUDED?			Y	
WARRANTY**				

\* Dimming information available at [www.techlighting.com/Downloads#dimming](http://www.techlighting.com/Downloads#dimming)

\*\* Visit [techlighting.com](http://techlighting.com) for specific warranty limitations and details.

## T20 / T24 INFORMATION

	Integrated LED	Replacement LED Lamp	No Lamp *
This product can be used to comply with California Building Energy Efficiency Standards 2016 <b>Title 24</b> Part 6.			
This product can be used to comply with California Appliance Efficiency Standards 2016 <b>Title 20</b> and may be shipped to and sold in California.			

\* If a light fixture or component does not include a lamp or light source, it is the responsibility of the customer to select a lamp that meets the T24 and T20 requirements.

