

In dramatic contrast to the die-cast metal body, two symmetrical reveals cut from a solid piece of optically pure acrylic adorn the top and bottom of the Voto wall sconce. Beautiful LED light pours from the top and bottom of the thick-cut acrylic to provide ample illumination. Also available as a downlight or uplight to meet the needs of all outdoor applications.

**High quality LM80-tested LEDs**  
for consistent long-life performance and color

**Outstanding protection against the elements:**

- Marine-grade powder coat finishes
- Stainless Steel mounting hardware
- Impact-resistant, UV stabilized frosted acrylic lensing

**Up light and down light option**

**SPECIFICATIONS**

DELIVERED LUMENS	1394 Up-Downlight / 672.5 Downlight
WATTS	27.8 Up-Downlight / 14.2 Downlight
VOLTAGE	Universal 120-277V, with integral transient 2.5kV surge protection (driver)
DIMMING	0-10, ELV
LIGHT DISTRIBUTION	Symmetric Up/Down Lighting, or Down Only
MOUNTING OPTIONS	Wall
PERFORMANCE OPTIONS	Photocontrol / In-Line Fuse / Surge Protector
CCT	3000K or 4000K
CRI	80+
COLOR BINNING	3 Step
BUG RATING	Up-Downlight B0-U4-G1 / Downlight B0-U2-G1
DARK SKY	Compliant (Downlight)
WET LISTED	IP65
GENERAL LISTING	ETL, Title 24
START TEMP	-30°C
FIELD SERVICEABLE LED	Yes
CONSTRUCTION	Aluminum
HARDWARE	Stainless Steel
FINISH	Marine Grade Powder Coat
LED LIFETIME	L70; 70,000 Hours
WARRANTY*	5 Years

\* Visit [techlighting.com](http://techlighting.com) for specific warranty limitations and details.



VOTO 8, DOWN ONLY  
shown in bronze



VOTO 8, DOWN ONLY  
shown in charcoal



VOTO 8, UP/DOWN  
shown in bronze

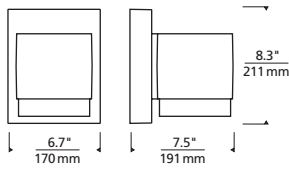


VOTO 8, UP/DOWN  
shown in charcoal

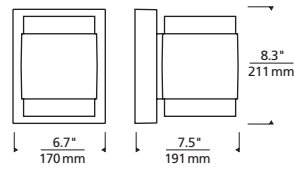
**ORDERING INFORMATION**

7000WVOT	CRI/CCT	LENGTH	FINISH	FUNCTION*	VOLTAGE	DISTRIBUTION	OPTIONS
	830 80 CRI, 3000K 840 80 CRI, 4000K	8 8"	Z BRONZE H CHARCOAL	DO DOWNLIGHT ONLY UD UPLIGHT /DOWNLIGHT	UNV 120V-277V	S SYMMETRIC	NONE PC BUTTON PHOTOCONTROL LF IN-LINE FUSE SP SURGE PROTECTION PCLF BUTTON PHOTOCONTROL & IN-LINE FUSE PCSP BUTTON PHOTOCONTROL & SURGE PROTECTION LFSF IN-LINE FUSE & SURGE PROTECTION PCLFSP BUTTON PHOTOCONTROL, IN-LINE FUSE & SURGE PROTECTION

\*DOWNLIGHT - 9W/850 LUMENS; UP & DOWNLIGHT - 18W/1500 LUMENS



Voto Large, Down Only



Voto Large, Up/Down

## PHOTOMETRICS\*

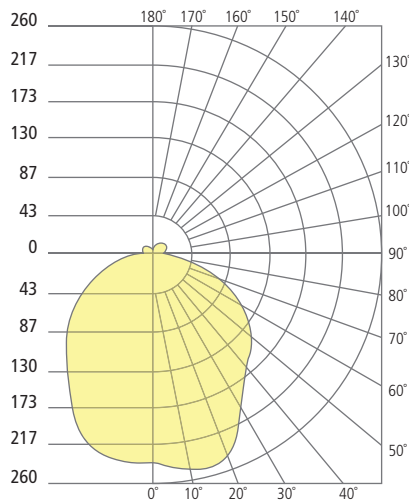
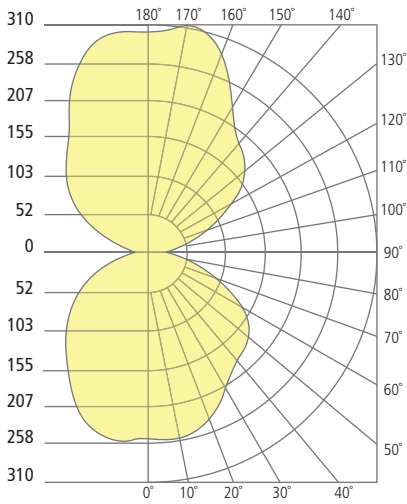
\*For latest photometrics, please visit [www.techlighting.com/OUTDOOR](http://www.techlighting.com/OUTDOOR)

### VOTO 8 UP/DOWN

Total Lumen Output: 1394  
 Total Power: 27.8  
 Luminaire Efficacy: 50  
 Color Temp: 4000K  
 CRI: 80+  
 BUG Rating: B0-U4-G1

### VOTO 8 DOWN

Total Lumen Output: 672.5  
 Total Power: 14.2  
 Luminaire Efficacy: 47  
 Color Temp: 3000K  
 CRI: 80+  
 BUG Rating: B0-U2-G1



## PROJECT INFO

FIXTURE TYPE & QUANTITY

JOB NAME & INFO

NOTES

---



---



---



---



---



---