

Unilume LED Light Bar

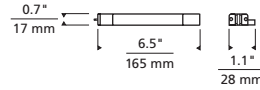


BLACK
(SHOWN OFF)

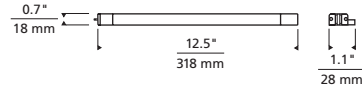


BLACK
(SHOWN ON)

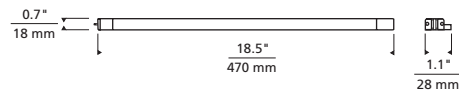
7"



13"



19"



DESCRIPTION

For undercabinet, task, display and cove applications where space is limited but performance is crucial, Unilume LED Light Bar offers the best combination of compact size, performance and versatility. Unilume LED Light Bar's ultra slim housing design and unique snap-together connectors allow for twenty feet of uninterrupted, uniform light without the use of wire jumpers. With three convenient lengths, three color temperature options, two finish colors and several accessories; customizing a Unilume LED Light Bar for one-of-a-kind applications is easy. Including options for flush or angled mounting for optimal light distribution.

POWER & DIMMING

Each unit is powered by a remote or plug-in 24v DC power supply available in varying wattages based on run length and number of fixtures per system. Units are dimmable using an ELV dimmer to 5-15% depending on dimmer selected. Power supplies and connectors are required and sold separately. Please see accessory page for accessory ordering details.

TECHNICAL SPECIFICATIONS

	7" Length	13" Length	19" Length
System Power:	4.0 watts	8.0 watts	12.0 watts
System Efficacy:	76 lms/watt	78 lms/watt	81 lms/watt
Lumens:	307	549	729
Color Temperatures:	2700K, 3000K, 3500K	2700K, 3000K, 3500K	2700K, 3000K, 3500K
Color Rendering Index:	90+	90+	90+
Power Factor:	0.95	0.95	0.95
Input Power:	24V DC	24V DC	24V xDC
Dimming:	To 5%-15% Depending on Dimmer	To 5%-15% Depending on Dimmer	To 5%-15% Depending on Dimmer
Warranty:	5 years	5 years	5 years

ORDERING INFORMATION

700UCRD	LENGTH	CRI	COLOR TEMPERATURE	FINISH	LAMP TYPE
07	6.5"	9	27 2700K	B BLACK	-LED LED
13	12.5"	30	30 3000K	W WHITE	
19	18.5"	35	35 3500K		



7400 Linder Avenue T 847.410.4400
Skokie, Illinois 60077 F 847.410.4500

www.techlighting.com

700UCRD _____ 9 _____ -LED

FIXTURE TYPE: _____

JOB NAME: _____



Unilume LED Light Bar Accessories

TRANSFORMERS

Whether powered from a junction box or wall outlet, Unilume LED Light Bar offers a broad selection of remote transformers to power the system. At least one transformer is required to provide power.

TRANSFORMER	INPUT VOLTAGE OUTPUT VOLTAGE WATTAGE TYPE	ITEM NUMBER	COMPATIBLE DIMMER TYPE	MOUNTING TYPE	NOTES
	1 X 120V 24V DC 1 X 60 WATTS NO LOAD ELECTRONIC DC	BLACK: 700AT0624ELB WHITE: 700AT0624ELW	LOW-VOLTAGE ELECTRONIC 450 WATTS	REMOTE	
	1 X 120V 24V DC 1 X 150 WATTS NO LOAD ELECTRONIC DC	BLACK: 700AT1524ELB WHITE: 700AT1524ELW	LOW-VOLTAGE ELECTRONIC 600 WATTS	REMOTE	
	1 X 120V 24V DC 1 X 30 WATTS NO LOAD ELECTRONIC DC PLUG-IN	BLACK: 700AT0324ELPB WHITE: 700AT0324ELPW	LOW-VOLTAGE ELECTRONIC 450 WATTS	WALL PLUG-IN	INTEGRATED 3 PRONG PLUG: INCLUDES THE TRANSFORMER 3' OF LEADS FOR CONNECTION TO POWERFEED
	1 X 120V 24V DC 1 X 60 WATTS NO LOAD ELECTRONIC DC PLUG-IN	BLACK: 700AT0624ELPB WHITE: 700AT0624ELPW	LOW-VOLTAGE ELECTRONIC 450 WATTS	WALL PLUG-IN	INTEGRATED 3 PRONG PLUG: INCLUDES THE TRANSFORMER 3' OF LEADS FOR CONNECTION TO POWERFEED

POWER FEED CABLE

Required to get power from the transformer to the Unilume LED Light Bar system.

700UCRDPF	LENGTH	FINISH
	06 6'	B BLACK
	12 12'	W WHITE

L-CONNECTOR

Used to join two Jumper Connectors together while forming a 90 degree angle.

700UCRDLC	FINISH
	B BLACK
	W WHITE

T-CONNECTOR

Used to join three Jumper Connectors together in a T configuration.

700UCRDTC	FINISH
	B BLACK
	W WHITE

JUMPER CONNECTORS

When systems need to be extended or change direction, Jumper Connectors allow Unilume LED Light Bar units to be connected together over longer distances.

700UCRDJC	LENGTH	FINISH
	06 6'	B BLACK
	12 12'	W WHITE
	24 24'	

MOUNTING BRACKETS

Used to mount units at an angle to create the desired lighting effect.

700UCRDMB	ANGLE	FINISH
	30 30° ANGLED MOUNTING BRACKETS	B BLACK
	45 45° ANGLED MOUNTING BRACKETS	W WHITE



TECH LIGHTING®

7400 Linder Avenue T 847.410.4400
Skokie, Illinois 60077 F 847.410.4500

www.techlighting.com

