

4" Round Power Feed Canopy with X/T/L Connector



Current Limiter

Shown approximately 20% actual size.

DESCRIPTION

"X", "T", and "L" power feed canopies mount to a ceiling junction box located directly above the Single-Circuit T~TRAK™ and join sections of track together into an "X", "T", or "L" configuration. Select the appropriate length to match the specified drop for the system. Lengths longer than 2" are field-cuttable. **For projects designed to meet energy efficiency standards determine the maximum amperage required on the circuit and specify the correct current limiter.**

INSTALLATION

This product can mount to either a 4" square electrical box with round plaster ring or an octagon electrical box (not included).

FINISH

Satin nickel, white.

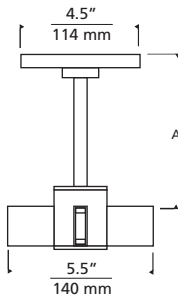
WEIGHT

X connector: 1.70-2.55 lb./0.77-1.15 kg. ±

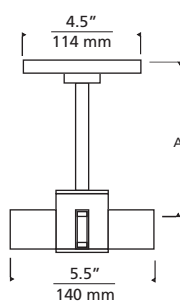
T connector: 1.60-2.45 lb./0.72-1.10 kg. ±

L connector: 1.50-2.35 lb./0.68-1.06 kg. ±

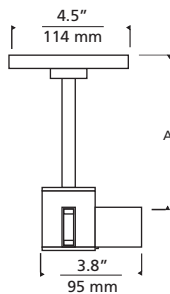
WITH X CONNECTOR



WITH T CONNECTOR



WITH L CONNECTOR



ORDERING INFORMATION

	TYPE	LENGTH	FINISH	CURRENT LIMITER	
700TTP4C	X X CONNECTOR	02 2"	S SATIN NICKEL	WITHOUT	
	T T CONNECTOR	06 6"	W WHITE	-2 2.5 AMP	
	L L CONNECTOR		12 12"		-4 4 AMP
			24 24"		-6 6 AMP
			36 36"		-8 8 AMP
			48 48"		-10 10 AMP
			96 96"		-12 12 AMP
					-14 14 AMP
					-16 16 AMP
					-18 18 AMP

T~TRAK

7400 Linder Avenue T 847.410.4400
 Skokie, Illinois 60077 F 847.410.4500

www.ttraklighting.com

700TTP4C _____

FIXTURE TYPE: _____

JOB NAME: _____

tt_4in_rd_pfcpy_xtlcon_spec.pdf