

The Mode Single outdoor LED flood/accent light features a minimalist tubular profile with 185° tilt adjustment and 359° rotation for maximum aiming flexibility. Mode Single allows precise illumination when either ceiling or wall mounted.

### Mode features

- 185° tilt adjustment and 359° rotation for wide aiming flexibility
- Lockable
- Angle markers for consistent and precise aiming
- IP65 rated with marine-grade powder coat finishes
- Multiple stem lengths

### SPECIFICATIONS

DELIVERED LUMENS	780
WATTS	8.6
VOLTAGE	Universal 120V - 277V, with integral transient 2.5kV surge protection (driver)
DIMMING	0-10, ELV
LIGHT DISTRIBUTION	Symmetric
OPTICS	20°, 30°, 40°, and 60°
MOUNTING OPTIONS	Wall or Ceiling
CCT	2700K, 3000K, 3500K or 4000K
CRI	90+
COLOR BINNING	3-Step
BUG RATING	B1-U0-G0 (20° Optic)
DARK SKY	Non-Compliant
WET LISTED	IP65
GENERAL LISTING	ETL
CALIFORNIA TITLE 24	Can be used to comply with CEC 2016 Title 24 Part 6 for outdoor use. Registration with CEC Appliance Database not required.
START TEMP	-30°C
FIELD SERVICEABLE LED	Yes
CONSTRUCTION	Aluminum
HARDWARE	Stainless Steel
FINISH	Marine Grade Powder Coat
LED LIFETIME	L70; 50,000 Hours
WARRANTY*	5 years

\* Visit [techlighting.com](http://techlighting.com) for specific warranty limitations and details.



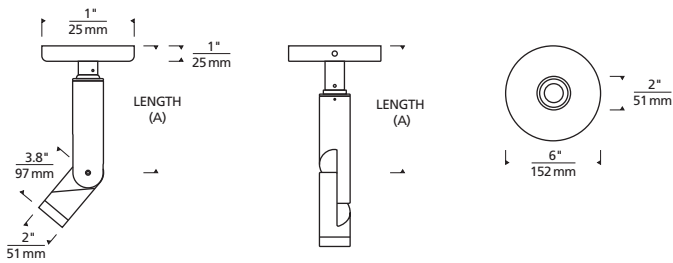
MODE  
shown in charcoal



MODE  
shown in bronze

### ORDERING INFORMATION

7000WMD	CRI	COLOR TEMPERATURE	LENGTH (A)	BEAM SPREAD	FINISH	INPUT VOLTAGE
9	90 CRI	27 2700K	9 9"	20 20°	Z BRONZE	UNV UNIVERSAL 120-277V
		30 3000K	13 13"	30 30°	H CHARCOAL	
		35 3500K	19 19"	40 40°		
		40 4000K	25 25" (CEILING ONLY)	60 60°		



LENGTH (A)	
9	9.24"
13	13.24"
19	19.24"
25	25.24" (CEILING ONLY)

Mode Single Wall/Ceiling

## PHOTOMETRICS\*

\*For latest photometrics, please visit [www.techlighting.com/OUTDOOR](http://www.techlighting.com/OUTDOOR)

### MODE 20° SINGLE

Total Lumen Output:	652
Total Power:	8.6
Luminaire Efficacy:	76
Color Temp:	3000K
CRI:	90+
BUG Rating:	B1-U0-G0

### MODE 30° SINGLE

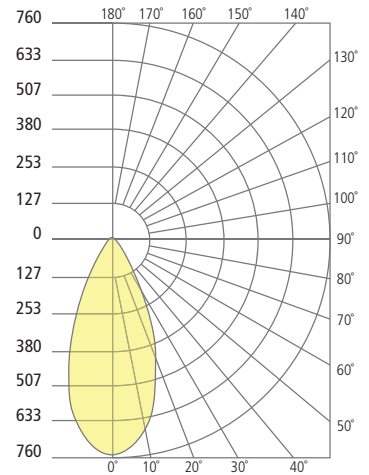
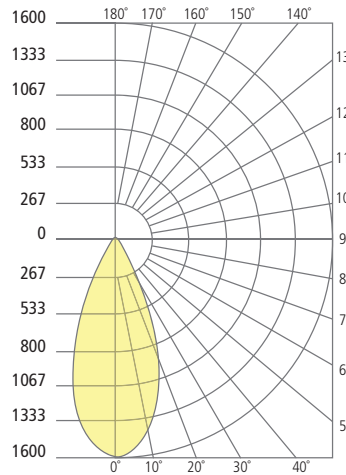
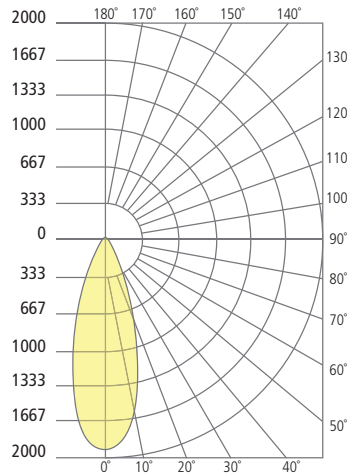
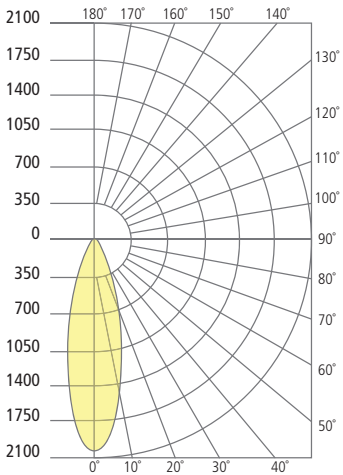
Total Lumen Output:	711
Total Power:	8.6
Luminaire Efficacy:	83
Color Temp:	3000K
CRI:	90+
BUG Rating:	B1-U0-G0

### MODE 40° SINGLE

Total Lumen Output:	780
Total Power:	8.6
Luminaire Efficacy:	90
Color Temp:	3000K
CRI:	90+
BUG Rating:	B1-U0-G0

### MODE 60° SINGLE

Total Lumen Output:	724
Total Power:	8.6
Luminaire Efficacy:	84
Color Temp:	3000K
CRI:	90+
BUG Rating:	B1-U0-G0



## PROJECT INFO

FIXTURE TYPE & QUANTITY

JOB NAME & INFO

NOTES

---



---



---



---



---



---



© 2017 Tech Lighting, L.L.C. All rights reserved. The "Tech Lighting" graphic is a registered trademark of Tech Lighting, L.L.C. Tech Lighting reserves the right to change specifications for product improvements without notification.