

The Mode Single outdoor LED flood/accent light features a minimalist tubular profile with 185° tilt adjustment and 359° rotation for maximum aiming flexibility. Mode Single allows accent and way-finding options in a stake- or bolt-mounted path fixture.

Mode features

- 185° tilt adjustment and 359° rotation for wide aiming flexibility
- Lockable
- Angle markers for consistent and precise aiming
- IP65 rated with marine-grade powder coat finishes
- Multiple stem lengths

SPECIFICATIONS

DELIVERED LUMENS	780
WATTS	8.6
VOLTAGE	12V (Transformer sold separately)
DIMMING	MLV
LIGHT DISTRIBUTION	Symmetric
OPTICS	20°, 30°, 40°, and 60°
MOUNTING OPTIONS	Bolt or Stake
CCT	2700K, 3000K, 3500K or 4000K
CRI	90+
COLOR BINNING	3-Step
BUG RATING	B1-U0-G0 (20° Optic)
DARK SKY	Non-Compliant
WET LISTED	IP65
GENERAL LISTING	ETL
CALIFORNIA TITLE 24	Can be used to comply with CEC 2016 Title 24 Part 6 for outdoor use. Registration with CEC Appliance Database not required.
START TEMP	-30°C
FIELD SERVICEABLE LED	Yes
CONSTRUCTION	Aluminum
HARDWARE	Stainless Steel
FINISH	Marine Grade Powder Coat
LED LIFETIME	L70; 50,000 Hours
WARRANTY*	5 years

* Visit techlighting.com for specific warranty limitations and details.



MODE
shown in bronze



MODE
shown in charcoal

TRANSFORMERS* (OUTDOOR RATED, ORDERED SEPARATELY)

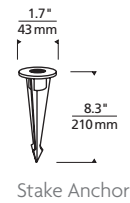
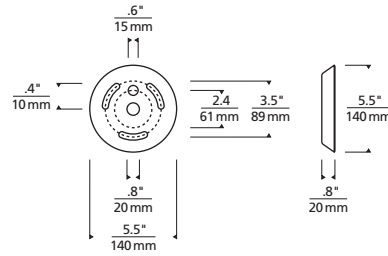
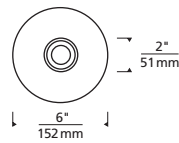
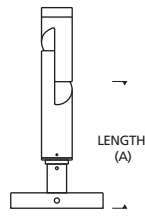
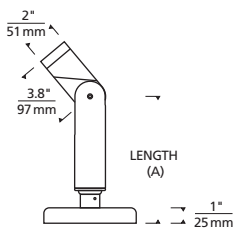
ITEM	DESCRIPTION	HOUSING	DIMMING
700OT150T	OTDR, MAGNETIC, 150W, 120V	STAINLESS STEEL	MAGNETIC
700OT150T277	OTDR, MAGNETIC, 150W, 277V	STAINLESS STEEL	MAGNETIC
700OT300T	OTDR, MAGNETIC, 300W, 120V	STAINLESS STEEL	MAGNETIC
700OT300T277	OTDR, MAGNETIC, 300W, 277V	STAINLESS STEEL	MAGNETIC

ORDERING INFORMATION

700OAMDES	CRI	COLOR TEMPERATURE	LENGTH (A)	BEAM SPREAD	FINISH	INPUT VOLTAGE	OPTION
	9	27 2700K	9 9"	20 20°	Z BRONZE	12 12 VOLT*	CONCRETE MOUNT
		30 3000K	13 13"	30 30°	H CHARCOAL		ST STAKE MOUNT
		35 3500K	19 19"	40 40°			
		40 4000K	25 25"	60 60°			

*REQUIRES 12V REMOTE TRANSFORMER

MODE SINGLE OUTDOOR PATH/FLOOD



LENGTH (A)	
9	9.24"
13	13.24"
19	19.24"
25	25.24"

Mode Single Path/Flood

Anchor Plate Bolt Pattern

PHOTOMETRICS*

*For latest photometrics, please visit www.techlighting.com/OUTDOOR

MODE 20° SINGLE

Total Lumen Output:	652
Total Power:	8.6
Luminaire Efficacy:	76
Color Temp:	3000K
CRI:	90+
BUG Rating:	B1-U0-G0

MODE 30° SINGLE

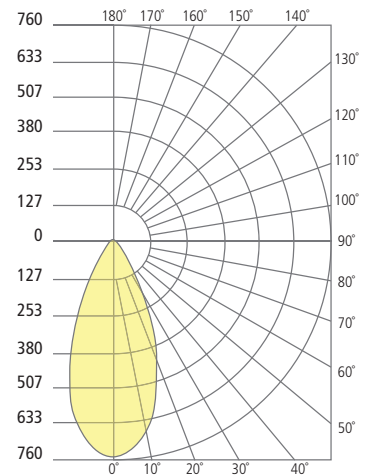
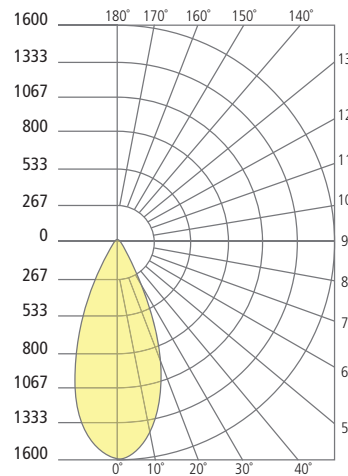
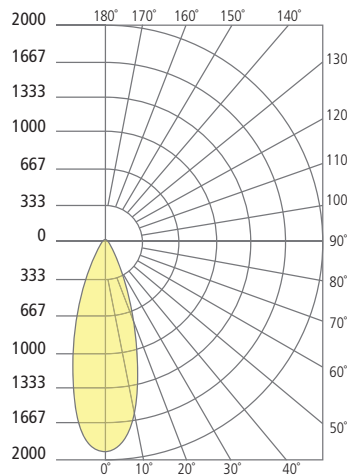
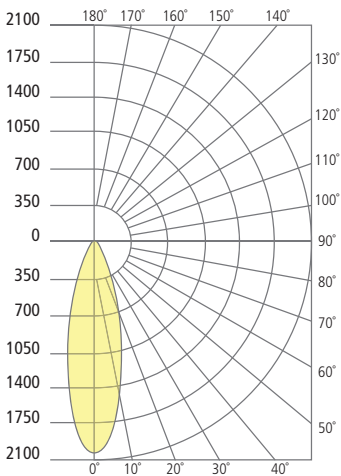
Total Lumen Output:	711
Total Power:	8.6
Luminaire Efficacy:	83
Color Temp:	3000K
CRI:	90+
BUG Rating:	B1-U0-G0

MODE 40° SINGLE

Total Lumen Output:	780
Total Power:	8.6
Luminaire Efficacy:	90
Color Temp:	3000K
CRI:	90+
BUG Rating:	B1-U0-G0

MODE 60° SINGLE

Total Lumen Output:	724
Total Power:	8.6
Luminaire Efficacy:	84
Color Temp:	3000K
CRI:	90+
BUG Rating:	B1-U0-U0



PROJECT INFO

FIXTURE TYPE & QUANTITY

JOB NAME & INFO

NOTES



© 2017 Tech Lighting, L.L.C. All rights reserved. The "Tech Lighting" graphic is a registered trademark of Tech Lighting, L.L.C. Tech Lighting reserves the right to change specifications for product improvements without notification.



GENERATION BRANDS
7400 Linder Avenue, Skokie, Illinois 60077
T 847.410.4400 F 847.410.4500