

Fire Grande

700TDFIRGP_ 1.1




PENDANTS

GENERAL PRODUCT INFORMATION:

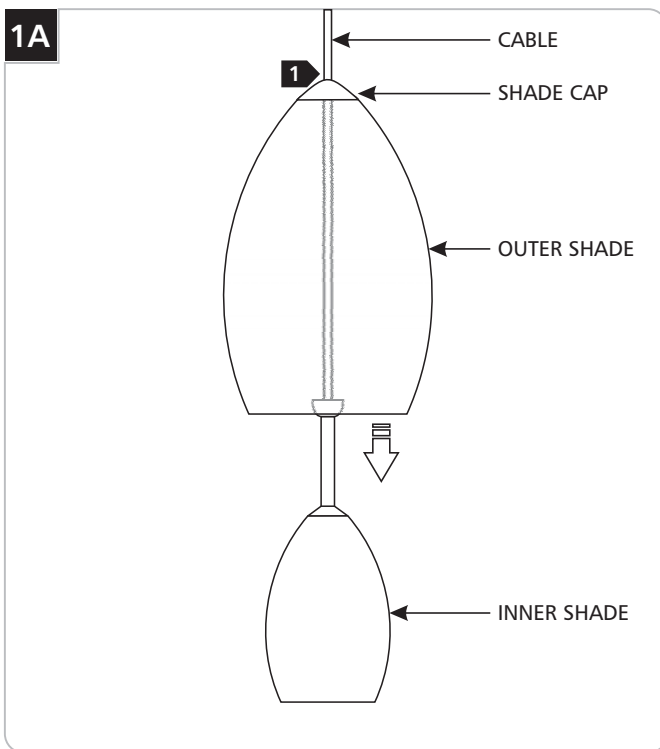


This product is suitable for damp locations.

This product can be dimmed with a standard incandescent dimmer.

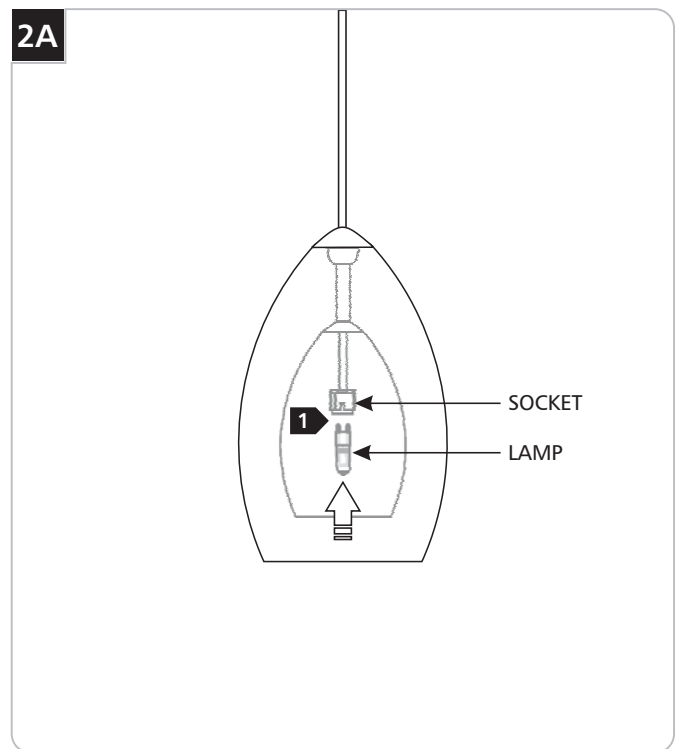


Assemble the Fixture



- 1** Feed the cable through the top of the outer shade and shade cap.
- 2** Mount the fixture to the ceiling by following the instructions provided with the canopy.

Install the Lamp



CAUTION: To reduce the risk of a burn or electric shock during relamping, disconnect the power to the fixture.

Use **MAX** 120 Volt, **40 Watt** Type T4, G9 Base, Bi-Pin Halogen Lamp.



- 1** Push the lamp base completely into the socket.

SAVE THESE INSTRUCTIONS!



TECH LIGHTING®

7400 Linder Ave, Skokie, IL 60077

847.410.4400

www.techlighting.com

© 2012 Tech Lighting, L.L.C. All rights reserved. The "Tech Lighting" graphic is a registered trademark of Tech Lighting, L.L.C. Tech Lighting reserves the right to change specifications for product improvements without notification.

A Generation Brands Company