

# Crossblend Ceiling

700FMCS D

1.0



## CEILING COLLECTION

### GENERAL PRODUCT INFORMATION:

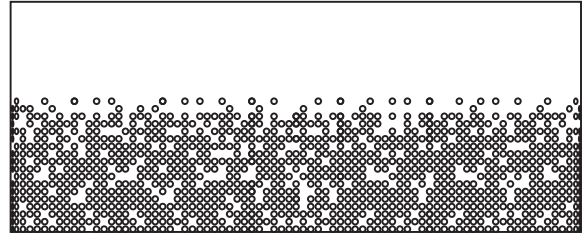


These fixtures are intended to be installed utilizing NEC compliant junction boxes.

This product is suitable for damp locations.

This product may be dimmed with a low-voltage electronic dimmer.

This instruction shows a typical installation.

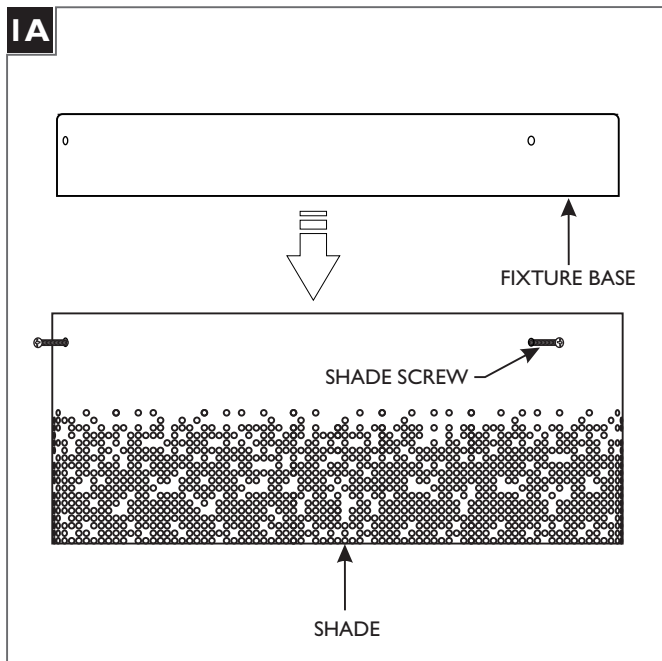


#### CAUTION - RISK OF FIRE

This product must be installed in accordance with the applicable installation code by a person familiar with the construction and operation of the product and the hazards involved.

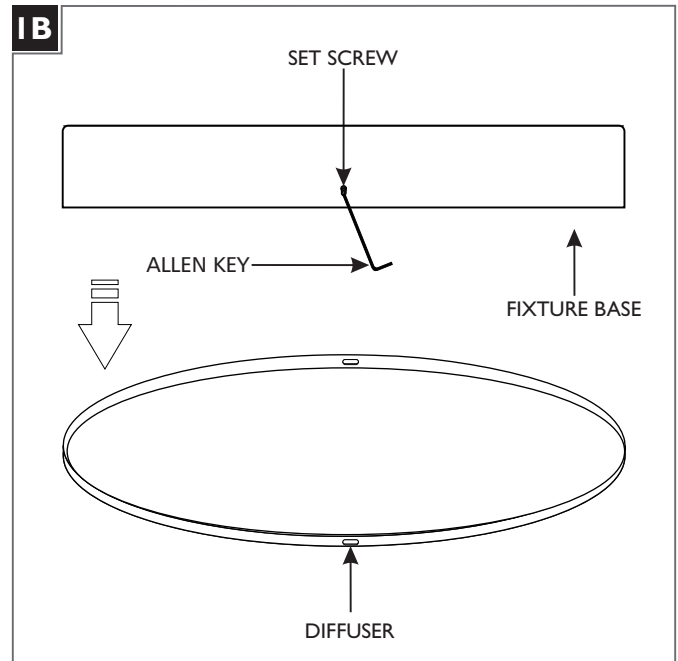
Use minimum 90°C supply conductors.

## Install the Mounting Plate



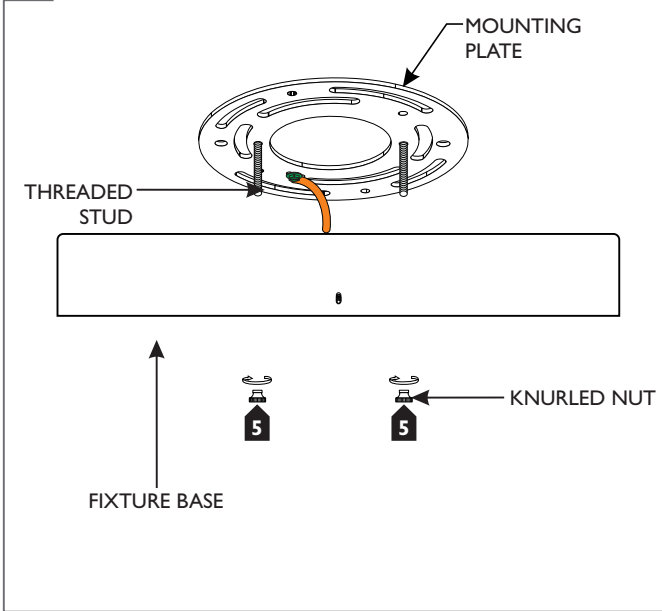
**1** Remove the shade screws from the shade using a Phillips screw driver.

**2** Remove the shade

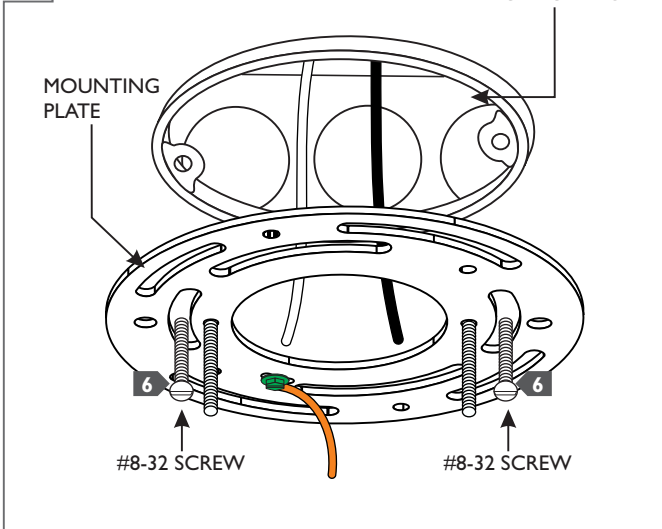


**3** Loosen the set screws on the fixture base using the provided Allen key.

**4** Remove the diffuser.

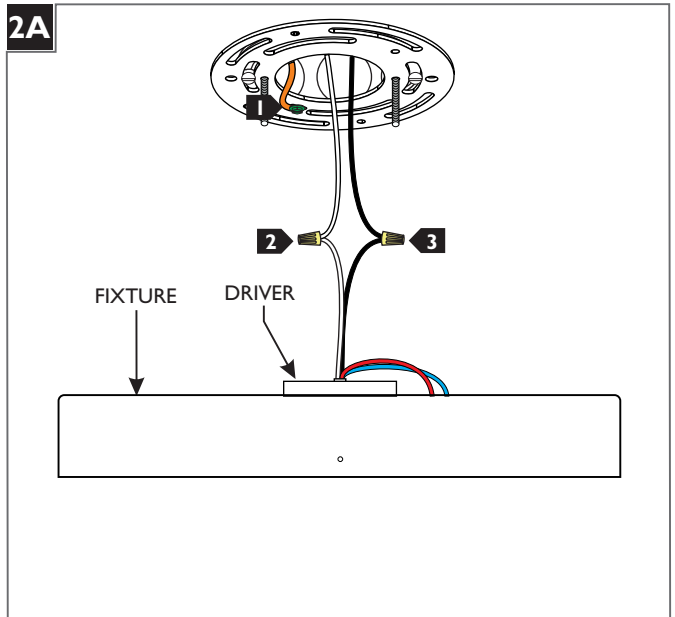
**IC**

- 5** Remove the mounting plate from the fixture base by unscrewing the two knurled nuts from the two threaded studs.

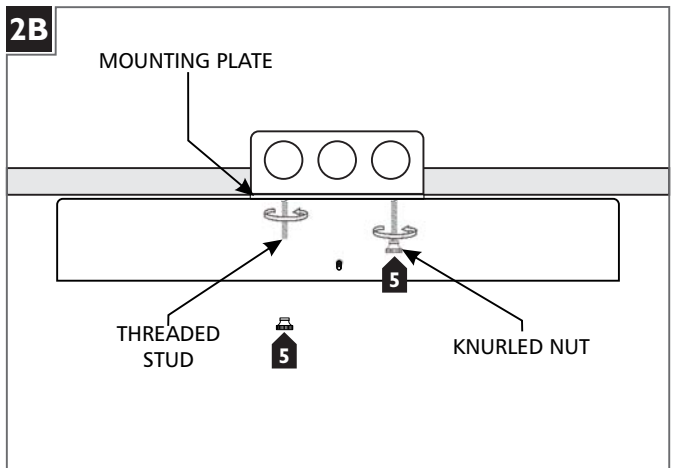
**ID**

- 6** Mount the mounting plate to the electrical box with the two #8-32 screws.

## Install the Fixture

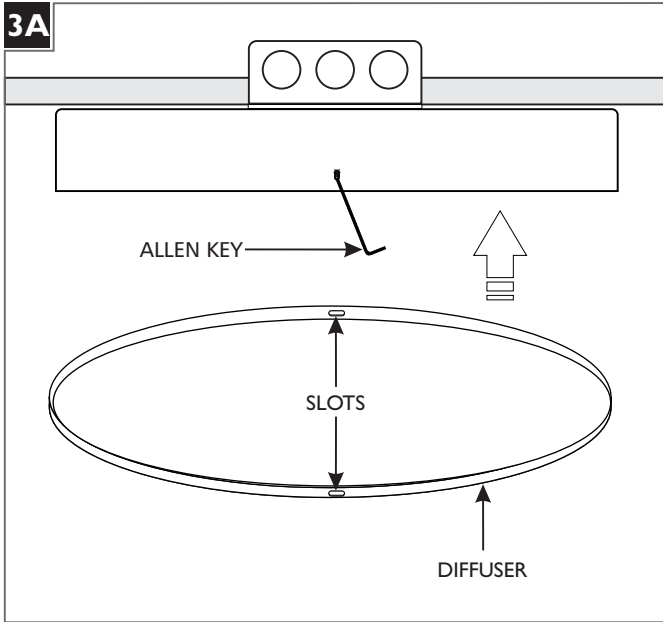
**2A**

- 1** Connect the mounting plate ground wire to a suitable ground in accordance with local electrical codes.
- 2** Connect the white driver wire to the neutral power line wire with a wire nut.
- 3** Connect the black driver wire to the hot power line wire with a wire nut.

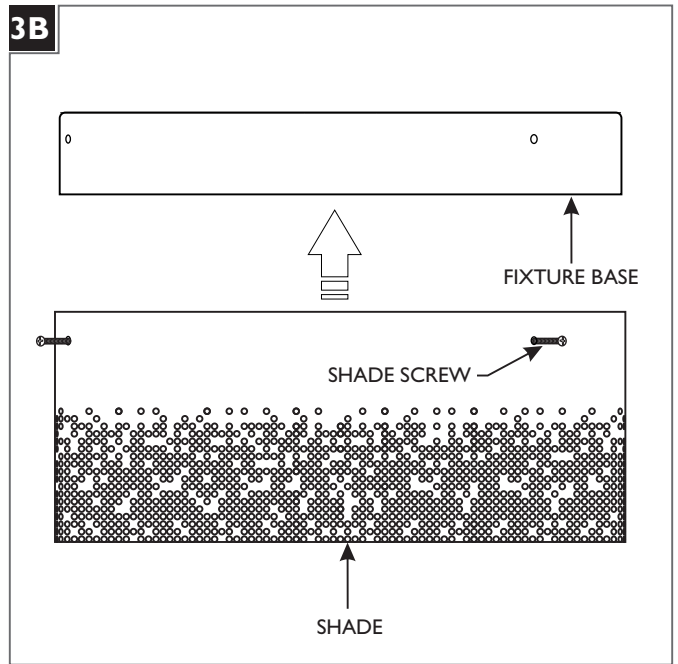
**2B**

- 4** Properly place the driver, all wires, and wire nut connections into the electrical box.
- 5** Mount the fixture base onto the threaded studs on the mounting plate and secure it by tightening the two knurled nuts.

## Install the Diffuser and Shade



- 1** Install the diffuser by aligning each diffuser slot to a set screw, then re-tighten the set screw using the provided Allen key.



- 2** Align the shade screw with the fixture base and secure the shade by tightening the shade screws.

**SAVE THESE INSTRUCTIONS!**



**TECH LIGHTING®**

7400 Linder Ave, Skokie, IL 60077

847.410.4400

[www.techlighting.com](http://www.techlighting.com)

© 2019 Tech Lighting, L.L.C. All rights reserved. The "Tech Lighting" graphic is a registered trademark of Tech Lighting, L.L.C. Tech Lighting reserves the right to change specifications for product improvements without notification.

A Generation Brands Company